

INNOCLAD



INNOCLAD

INNOWOOD Cladding is an architectural composite wood cladding system that enhances the look and feel of any outdoor façades and internal linings. InnoClad is Ideal for any new buildings or renovations and also it is suitable for residential and commercial in both indoor & outdoor applications.

EXTERNAL CLADDING

INNOWOOD external cladding system comes in your choice of Flat Joint and Shiplap cladding systems. With the flexibility to orientate vertically or horizontally, INNOWOOD external cladding systems deliver a clean finish with consistently spaced shadow/join lines.

FLEXIBILITY

Innovative cladding systems, that can be integrated into any internal & external cladding designs and facades.

CAPABILITY

InnoClad systems are capable of orientating either vertically or horizontally in order to deliver a clean finish with consistently spaced shadow and joint lines.

DESIGN INTENT

InnoClad system comes in varying widths and fixing methods thereby making it flexible to match any design specification.

BENEFITS

Cladding that provides highly desirable warmth and character that comes from the closest composite to natural timber.



FLAT JOINT FIXING

INNOWOOD InnoClad Flat Joint cladding system is designed with a fixing system which incorporates a continuous aluminium connection. This system allows either the conventional single profile that creates a uniform cladding finish or the mixing and matching of three different profile sizes to create a unique cladding feature.










FLAT JOINT

Flat Joint Fixing System provides an elegant look by connecting two boards together with continuous aluminium connection that gives a uniform 1mm shadow line between the cladding boards.

WAVE FLAT JOINT

Wave Flat Joint system uses the same fixing method as that of the Flat Joint system but the wave profile of the InnoClad material has been designed to give the appearance of a sinusoidal surface.

					
PROFILES					
PRODUCT CODE	WC05025	WC08025	WC14025	WC12024	WC10030
MAX SPAN	450mm	450mm	450mm	450mm	450mm
COVERAGE	50mm	80mm	140mm	120mm	100mm
INNOVATIVE COLOURS	Available	Available	Available	Available	Available
PREMIUM COLOURS	Not Available	Not Available	Not Available	Not Available	Not Available

SHIPLAP FIXING

INNWOOD Shiplap Cladding System features an interlocking tongue and groove design to achieve concealed fixings while providing a conventional timber appearance with a warm, clean and durable finish. Consistently uniform shadow lines between the boards become architectural features when the boards are installed either horizontally or vertically.



V JOINT SHIPLAP

INNWOOD V Joint Shiplap Cladding system comes in 25 mm thick boards with 'V' shaped tongue and groove shadow line rebated joints. INNWOOD V Joint Shiplap boards overlap one another, concealing the fixing and locking in the boards to give a clean finish with effective board coverages of 105mm, 165mm and 205mm. These profiles can be mixed and matched to achieve varying board widths, creating a unique architectural feature.



SECRET FIXED SHIPLAP

INNWOOD Secret Fixed Shiplap Cladding system is available in board thicknesses of 33mm that delivers concave and convex shaped boards that utilises tongue and groove shadow line rebated joints. Our Secret Fixed Shiplap boards overlap one another concealing the fixing and locking in the boards to give a clean finish with board coverage of 150mm.

PROFILES				
PRODUCT CODE	WC13625	WC20025	WC24025	WC17533
MAX SPAN	450mm	450mm	450mm	450mm
COVERAGE	105mm	165mm	205mm	150mm
INNOVATIVE COLOURS	Available	Available	Available	Available
PREMIUM COLOURS	Available	Available	Available	Not Available

APPLICATIONS & BENEFITS

APPLICATIONS

Residential Application
Commercial Application
Health / Aged Care Facilities
Educational Institutions
Hospitality Sector
Fit Outs
Retail & Shopping Centres

BENEFITS

Lightweight & Durable
Fire & Water resistant
Natural Timber Look & Feel
Adds Warmth and Style
Enhances Aesthetic Appeal
Variety of Colours & Finishes
Fungus, Termite & Mould Resistant
Environmentally Friendly product
Acoustic & Thermal Insulation
Quick and Easy to Install

COLOURS & FINISHES

INNOVATIVE TEXTURE COLOUR

Colour Options

Iron Bark, Spotted Gum, Teak, American Oak, Weathered Wood, Ebony and Western Red Cedar

Surface Finish Options

Smooth, Brushed, Embossed and Embedded Wood Grain

PREMIUM TEXTURE COLOUR

Colour Options

Golden Oak, Tasmania Oak, Dark Oak, Premium Oak, Urban Oak, Kiwi Black and Lily White

Surface Finish Options

Smooth and Brushed

IRON BARK	GOLDEN OAK
SPOTTED GUM	TASMANIAN OAK
TEAK	DARK OAK
AMERICAN OAK	PREMIUM OAK
WEATHERED WOOD	URBAN OAK
EBONY	KIWI BLACK
WESTERN RED CEDAR	LILY WHITE
INNOVATIVE RANGE	PREMIUM RANGE

** Please bear in mind that colours may appear slightly different on delivery due to different printer and monitor settings.



INNOWOOD Australia Pty Ltd

phone (australia) : 1300 787 717 phone (international) : +61 2 9630 8388 email : enquiry@innowood.com
website : www.innowood.com head office : 15/26-32 Pirrama Road, Pyrmont NSW 2009